



**FEDERAL MINISTRY OF EDUCATION  
STATISTICS & NEMIS  
FACT SHEET 2022**

### Pre-Primary Schools

Indicator	Private	Public	Total
% Female Pupil	49.37	49.44	49.40
Gender Gap (Gross)			-0.60
Gender parity Index (GER)			0.98
Gender parity Index (NER)			1.03
Gender Parity Index (GPI)			0.98
Pupil Classroom Ratio			23.29
Pupil Good Classroom Ratio			28.42
Pupil/QualifiedTeacher Ratio	27.34	42.14	32.65
Pupil/Teacher Ratio	15.08	34.53	20.40
Teacher/Classroom Ratio			1.14

Indicator	Female	Male	Both
Completion Rate in One Year Pre-Primary	27.19	27.93	27.56
Net Enrolment Ratio	27.99	28.68	28.33
Gross enrolment ratio	37.54	38.14	37.84

### Primary Schools

Indicator	Private	Public	Total
% Female Pupil	49.66	48.69	48.92
Gender Gap (Gross)			-3.43
Gender parity Index (GER)			0.96
Gender parity Index (GPI)			1.04
Gender parity Index (NER)			0.96
Pupil Classroom Ratio			56.26
Pupil Good Classroom Ratio			58.09
Pupil/QualifiedTeacher Ratio	29.75	59.13	47.97
Pupil/Teacher Ratio	17.96	48.66	34.70
Teacher/Classroom Ratio			1.62

Indicator	Female	Male	Both
Completion Rate	81.46	84.41	82.94
Gross enrolment ratio	88.70	92.13	90.42
Net Enrolment Ratio	79.14	82.14	80.64

**JSS**

<b>Indicator</b>	<b>Private</b>	<b>Public</b>	<b>Total</b>
<b>% Female Pupil</b>	<b>52.74</b>	<b>50.96</b>	<b>51.47</b>
<b>Gender Gap (Gross)</b>			<b>2.94</b>
<b>Gender parity Index (GER)</b>			<b>1.06</b>
<b>Gender parity Index (GPI)</b>			<b>0.94</b>
<b>Gender parity Index (NER)</b>			<b>1.09</b>
<b>Pupil Classroom Ratio</b>			<b>44.05</b>
<b>Pupil Good Classroom Ratio</b>			<b>58.59</b>
<b>Pupil/QualifiedTeacher Ratio</b>	<b>15.71</b>	<b>35.06</b>	<b>25.84</b>
<b>Pupil/Teacher Ratio</b>	<b>10.39</b>	<b>29.46</b>	<b>19.23</b>
<b>Teacher/Classroom Ratio</b>			<b>2.29</b>

<b>Indicator</b>	<b>Female</b>	<b>Male</b>	<b>Both</b>
<b>Completion Rate</b>	<b>44.54</b>	<b>45.72</b>	<b>45.13</b>
<b>Gross enrolment ratio</b>	<b>50.73</b>	<b>47.79</b>	<b>49.26</b>
<b>Net Enrolment Ratio</b>	<b>37.32</b>	<b>34.20</b>	<b>35.76</b>

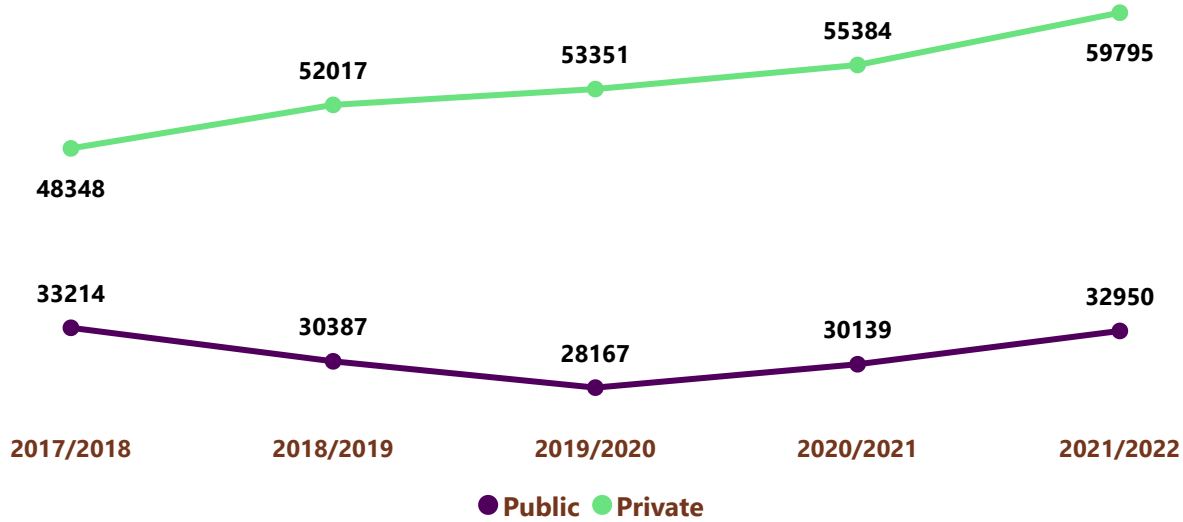
**SSS**

<b>Indicator</b>	<b>Private</b>	<b>Public</b>	<b>Total</b>
<b>% Female Pupil</b>	<b>50.70</b>	<b>48.29</b>	<b>48.93</b>
<b>Gender Gap (Gross)</b>			<b>-0.85</b>
<b>Gender parity Index (GER)</b>			<b>0.98</b>
<b>Gender parity Index (GPI)</b>			<b>1.04</b>
<b>Gender parity Index (NER)</b>			<b>1.02</b>
<b>Pupil Classroom Ratio</b>			<b>23.34</b>
<b>Pupil Good Classroom Ratio</b>			<b>27.04</b>
<b>Pupil/QualifiedTeacher Ratio</b>	<b>8.47</b>	<b>31.18</b>	<b>18.23</b>
<b>Pupil/Teacher Ratio</b>	<b>5.85</b>	<b>18.39</b>	<b>11.73</b>
<b>Teacher/Classroom Ratio</b>			<b>1.99</b>

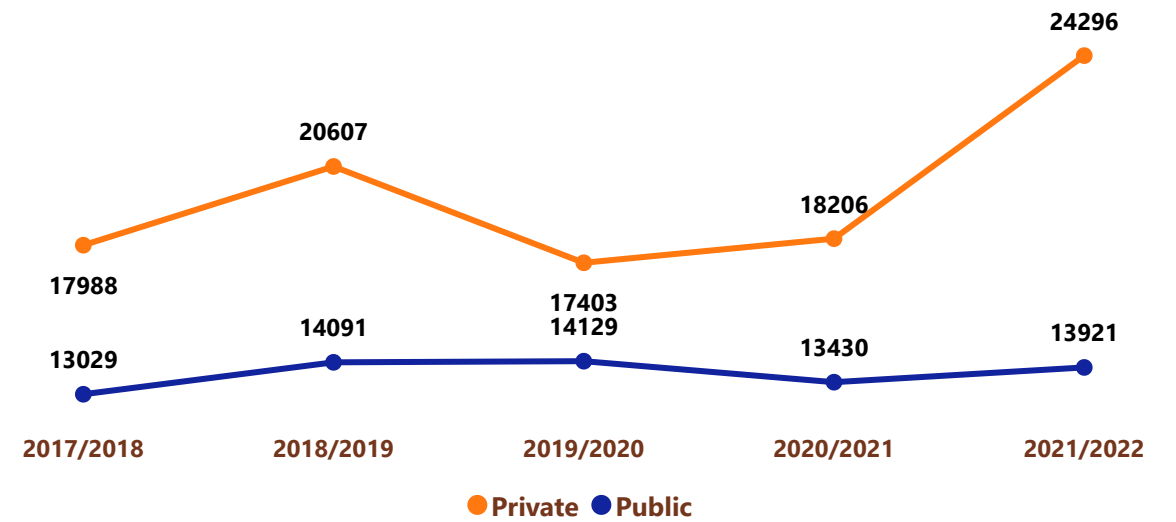
<b>Indicator</b>	<b>Female</b>	<b>Male</b>	<b>Both</b>
<b>Completion Rate</b>	<b>44.72</b>	<b>46.15</b>	<b>45.44</b>
<b>Gross enrolment ratio</b>	<b>44.27</b>	<b>45.11</b>	<b>44.69</b>
<b>Net Enrolment Ratio</b>	<b>32.62</b>	<b>32.09</b>	<b>32.35</b>

# NUMBER OF SCHOOLS 2017 - 2022

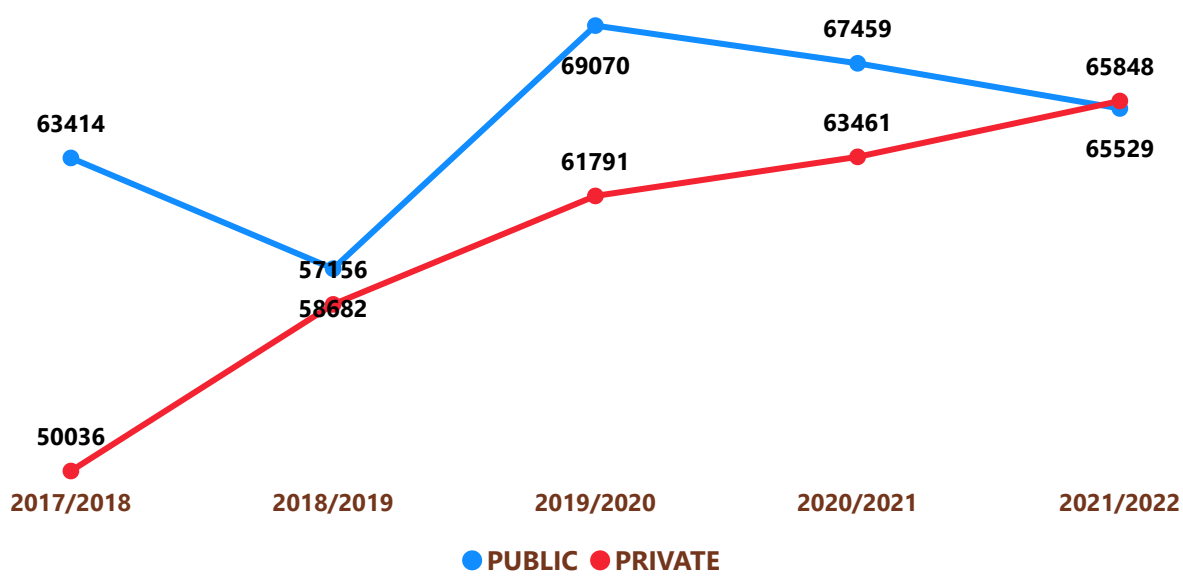
## Pre-Primary Schools



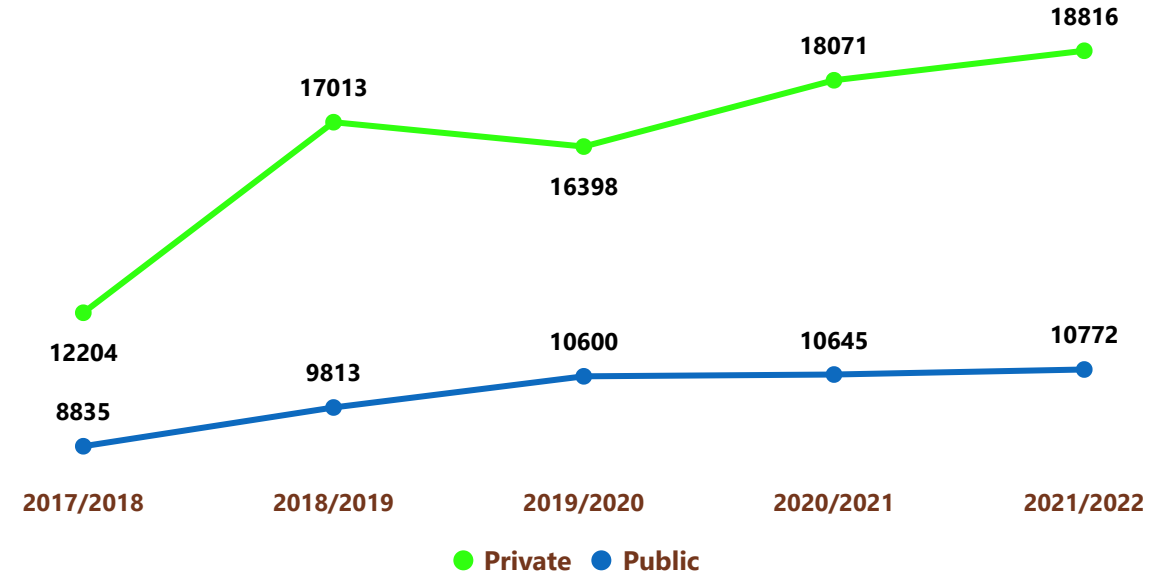
## JSS



## Primary Schools

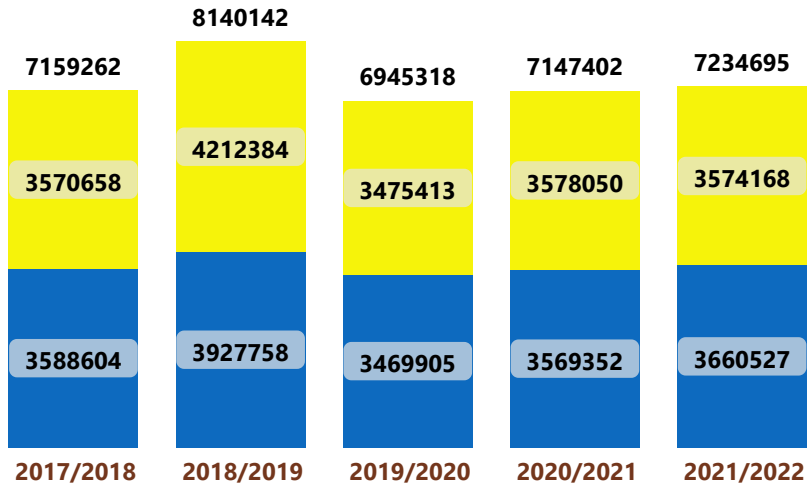


## SSS



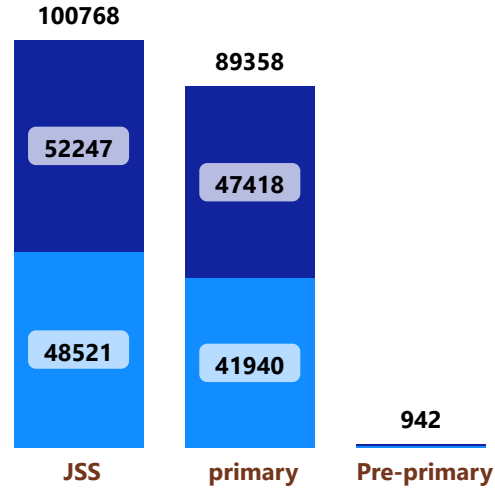
# ENROLMENT

## Pre-Primary



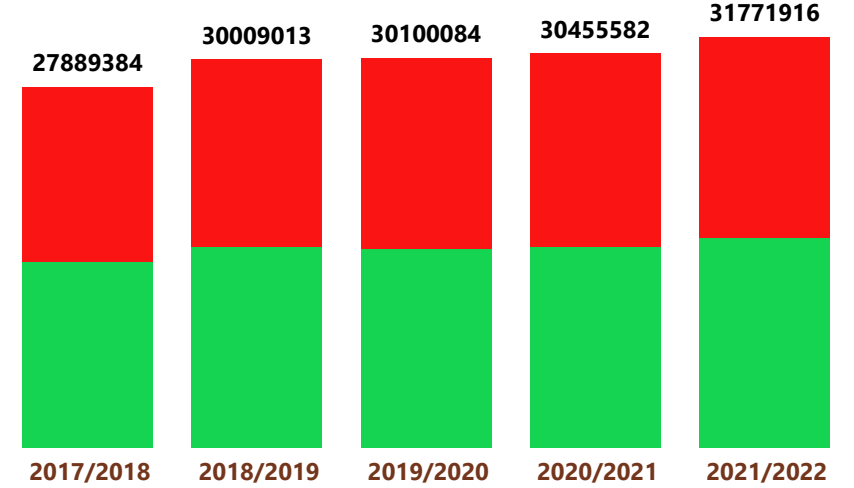
● M ● F

## Special Needs Enrolment



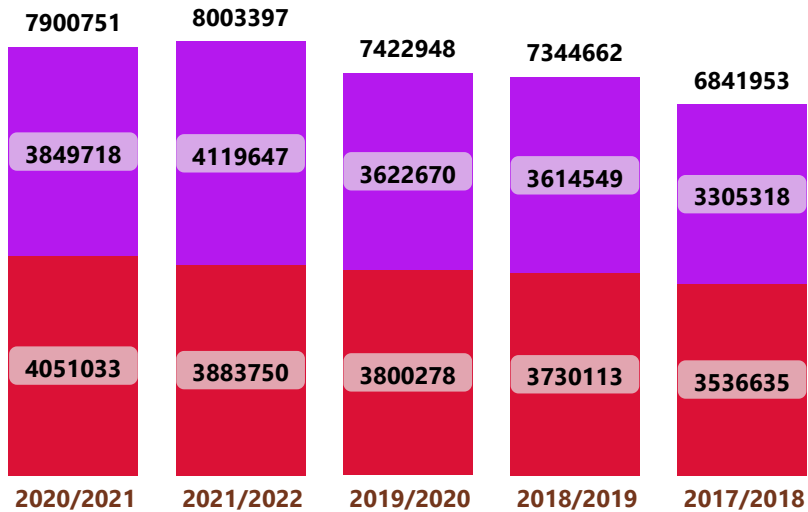
● Female ● Male

## Primary



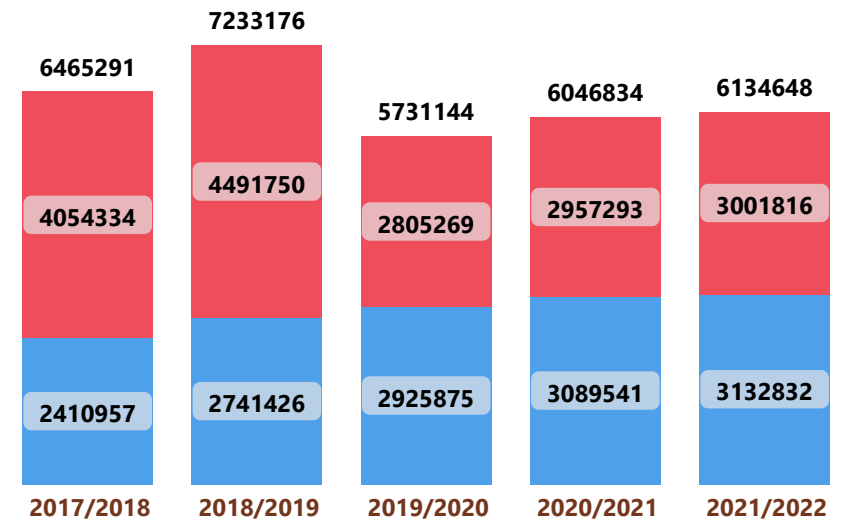
● M ● F

## JSS



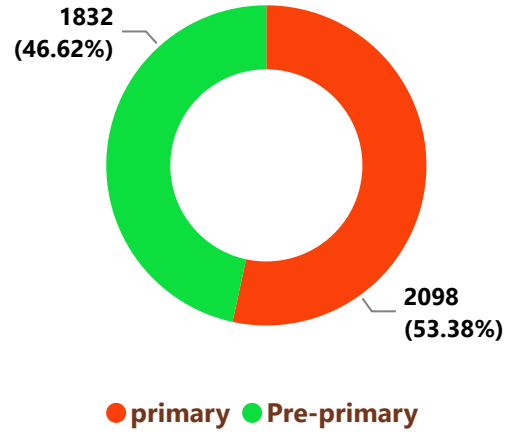
● M ● F

## SSS

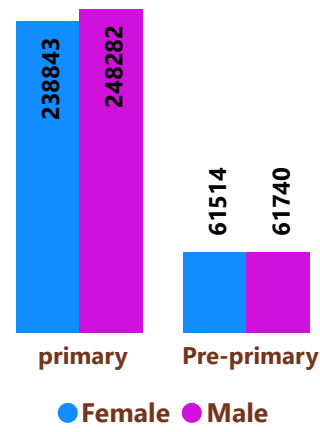


● M ● F

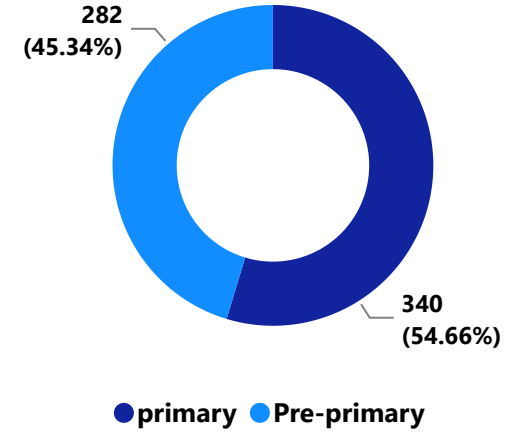
### Nomadic Schools



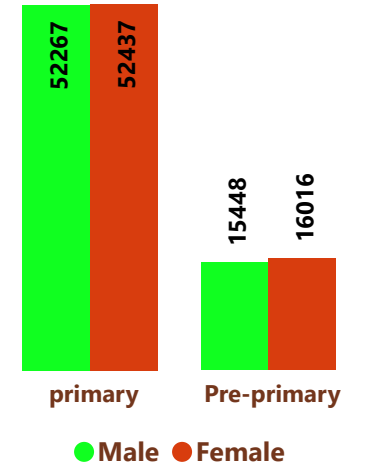
### Enrolment in Nomadic schools




### Migrant/Fishermen Schools



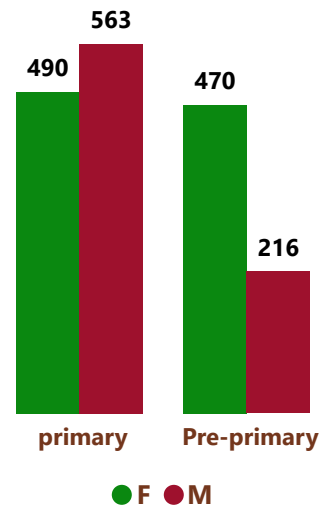
### Enrolment in Migrant/Fishermen



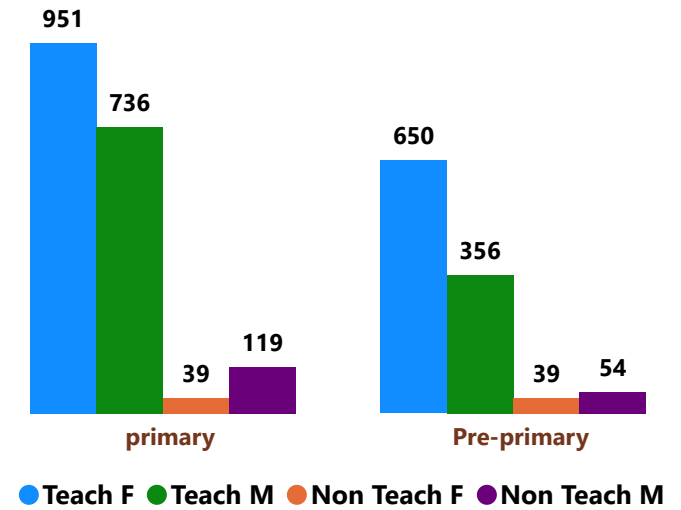
### Teachers in Nomadic Schools



### Non Teaching Staff in Nomadic

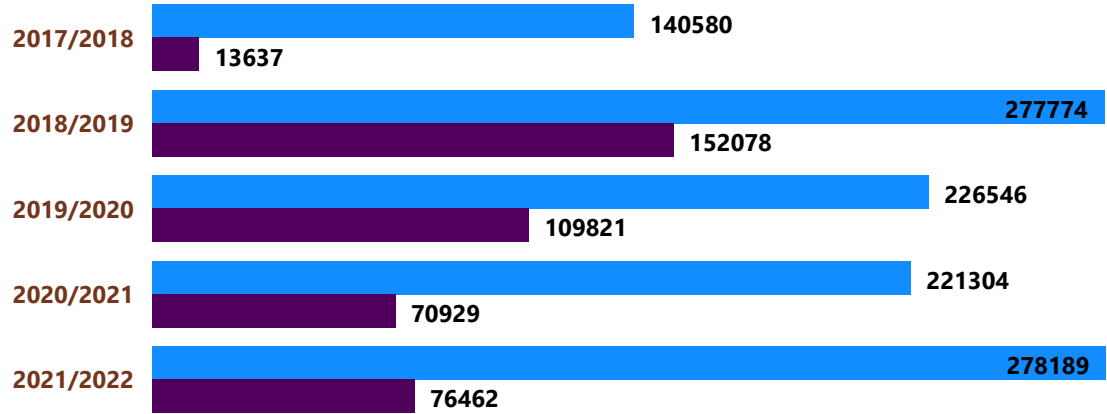


### Staff in Migrant/Fishermen Schools



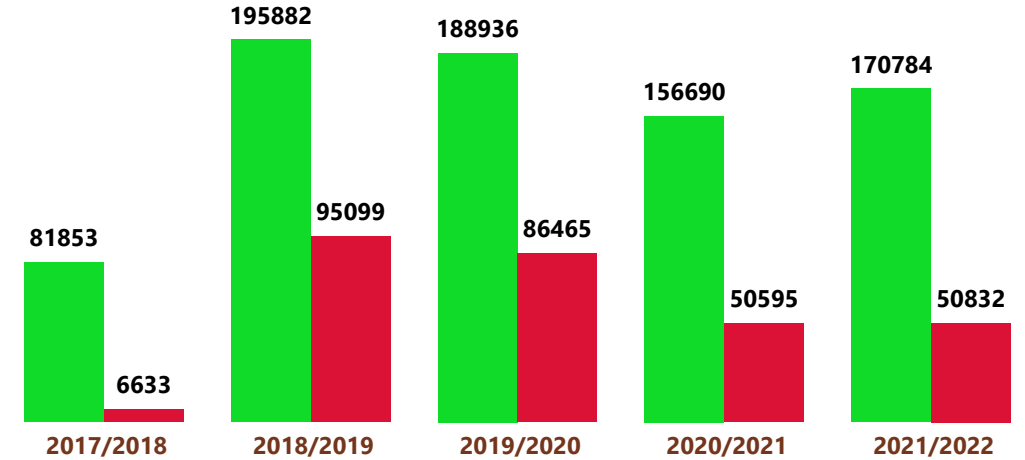
# PRE-PRIMARY AND PRIMARY SCHOOL TEACHERS

## All Pre-Primary



● F ● M

## Qualified Teachers in Pre-Primary Schools



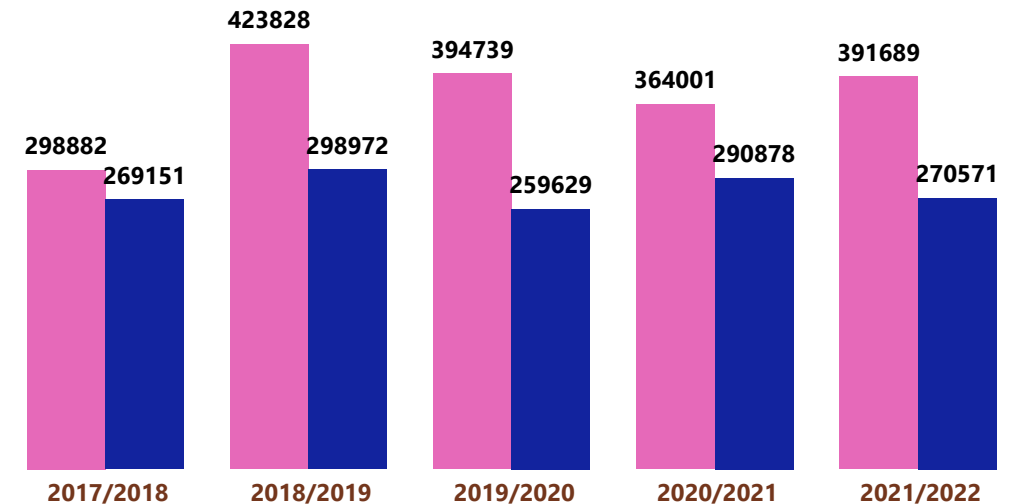
● F ● M

## All Primary Teachers



● M ● F

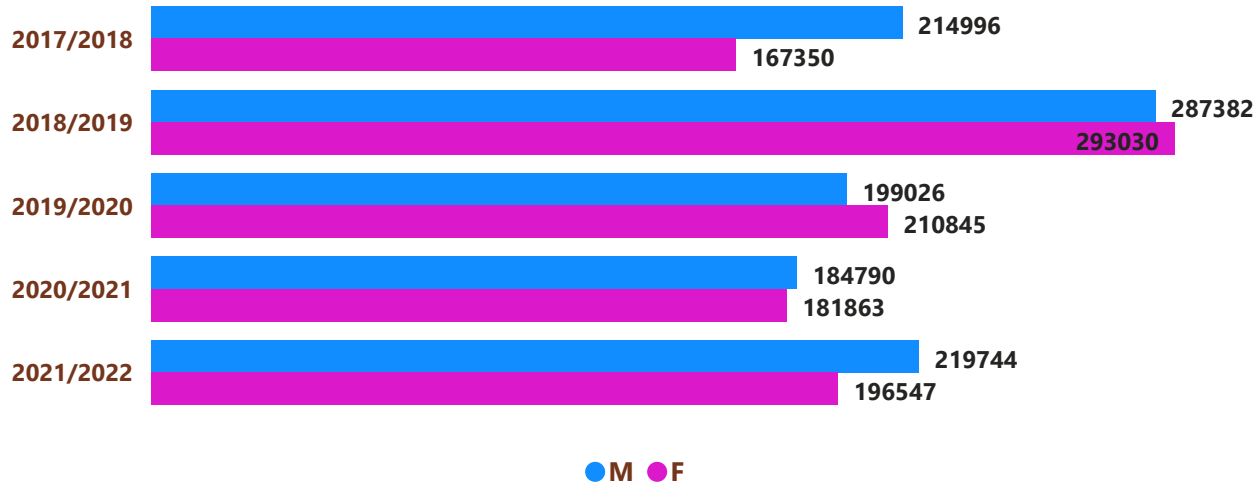
## Qualified Teachers in Primary Schools



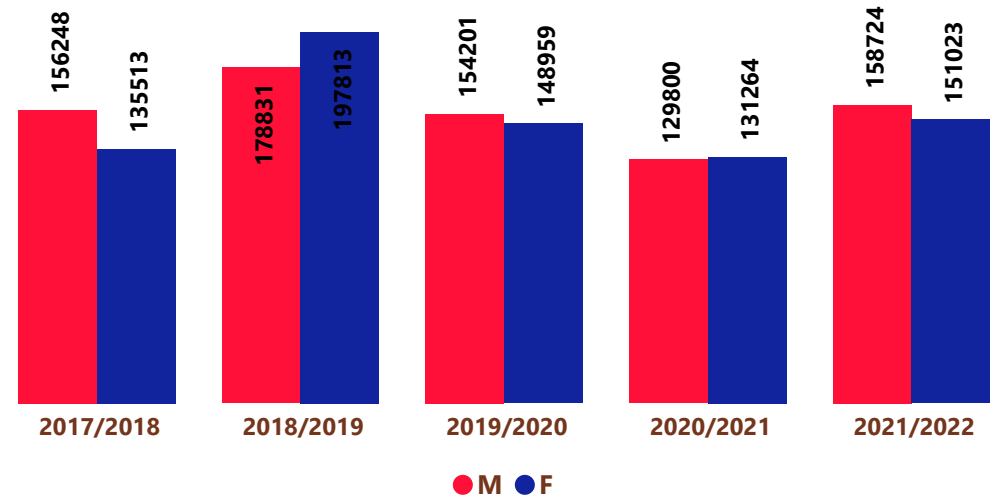
● F ● M

# TEACHERS IN JSS AND SSS


## All Teachers in JSS



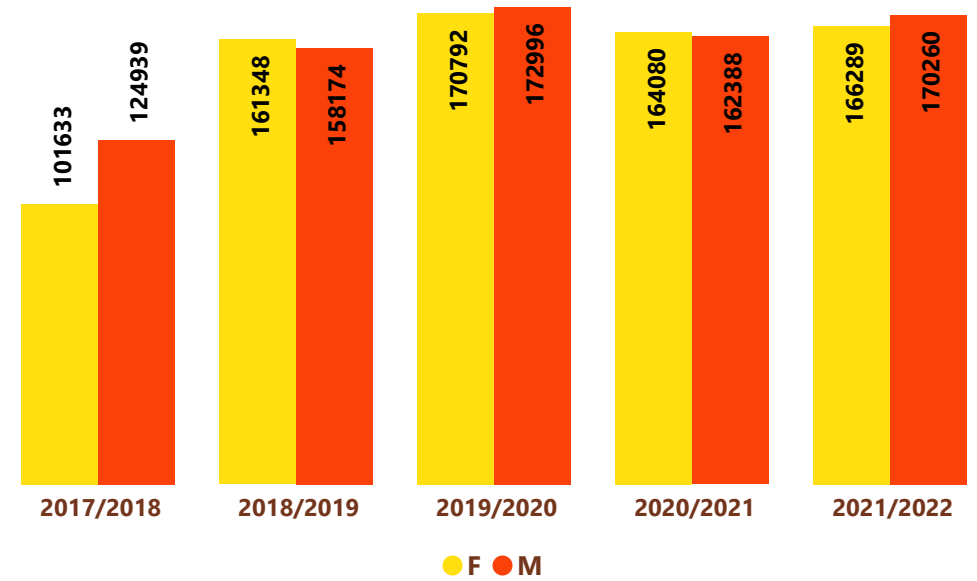
## Qualified Teachers in JSS



## Teachers in SSS



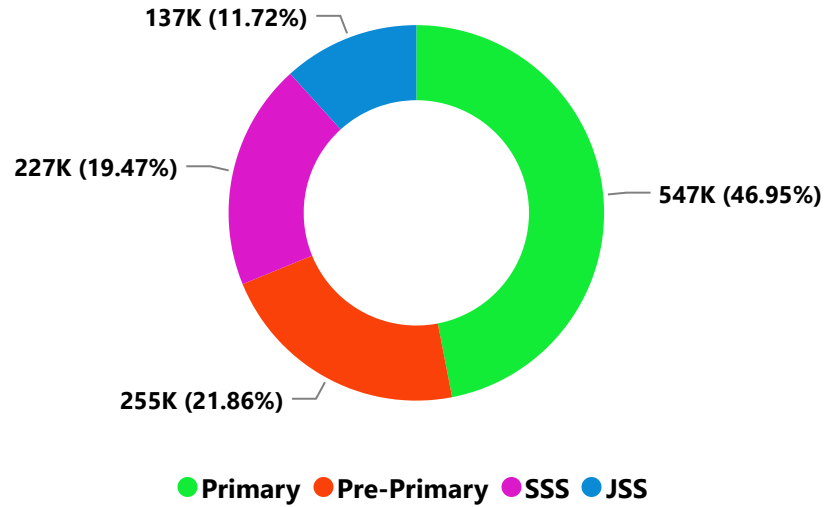
## Qualified Teachers in SSS



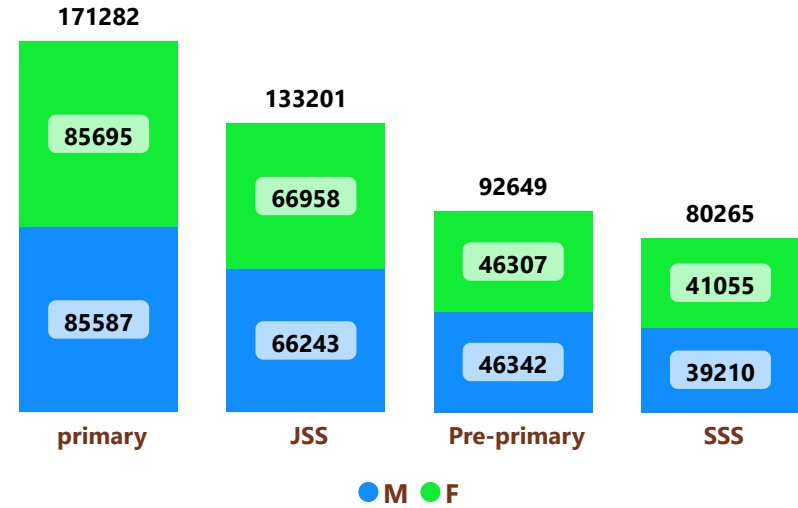


# FACILITIES

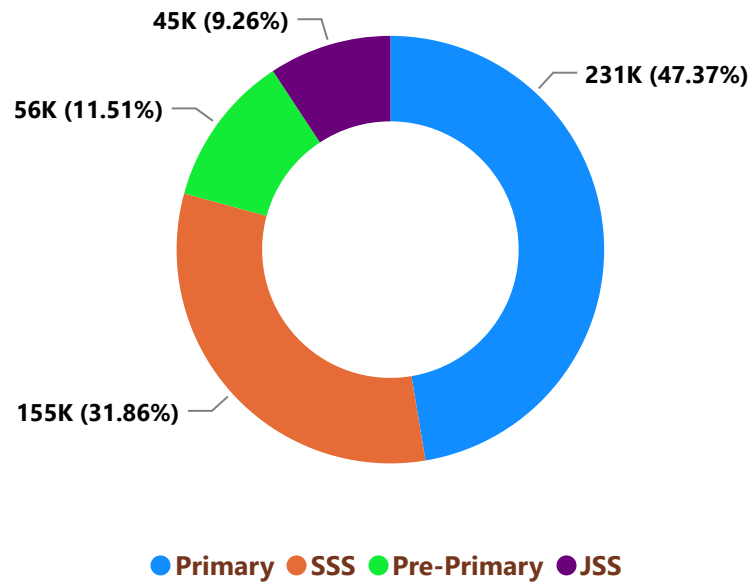
## Good Classrooms



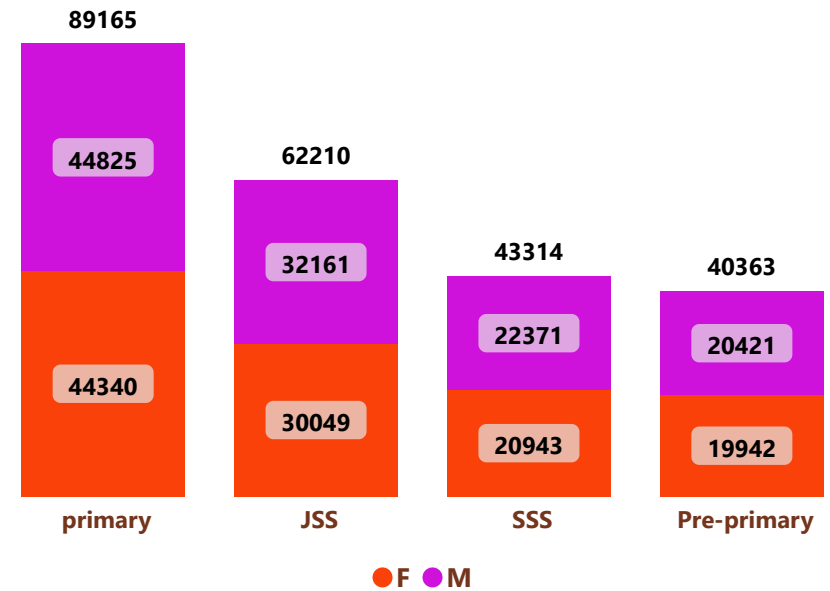
## Students Toilet



## Bad Classrooms

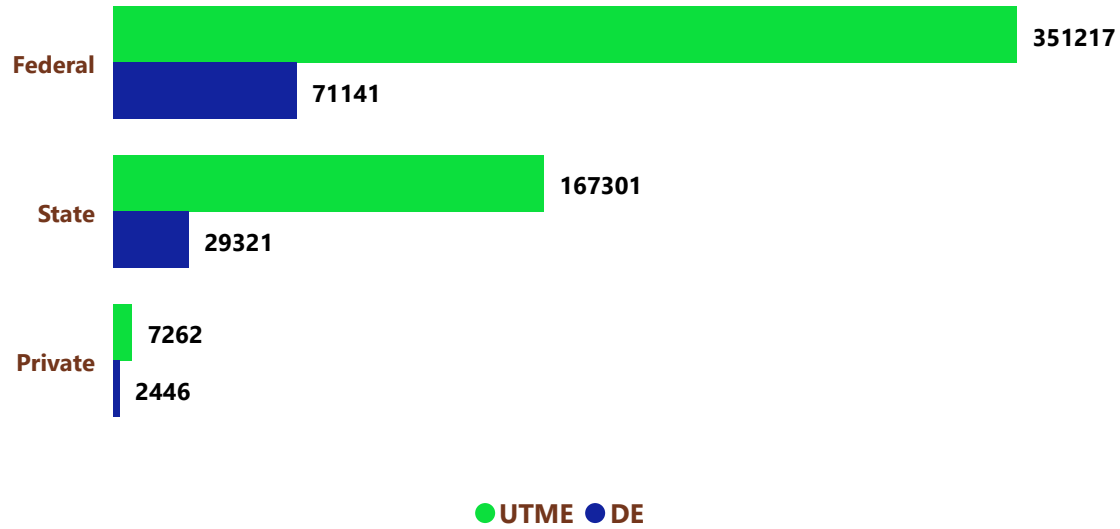


## Teachers Toilet

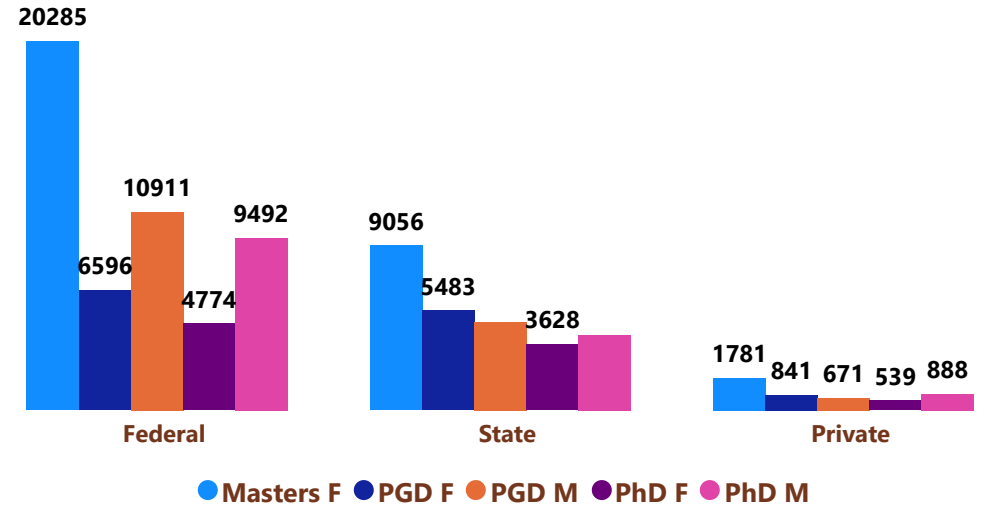


# UNIVERSITIES

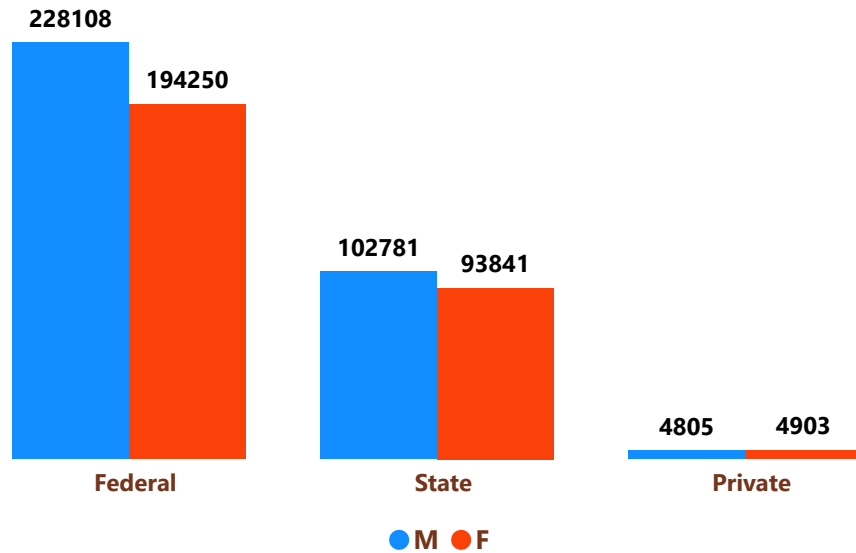
## Undergraduate New Entrants



## Postgraduate Enrolment



## Undergraduate New Entrants by gender



## Lecturers

